

**Guinness Best of Asia Fund Y USD Acc / IE00BF2VG076 / A406NJ / Waystone M.Co.(IE)**

|                                       |               |                |                         |             |
|---------------------------------------|---------------|----------------|-------------------------|-------------|
| <b>Aktuell 06.07.2026<sup>1</sup></b> | <b>Region</b> | <b>Branche</b> | <b>Ausschüttungsart</b> | <b>Typ</b>  |
| 15,67 USD                             | Asien         | enmix          | thesaurierend           | Aktienfonds |


**Risikokennzahlen**

|     |   |   |   |   |          |   |   |
|-----|---|---|---|---|----------|---|---|
| SRI | 1 | 2 | 3 | 4 | <b>5</b> | 6 | 7 |
|-----|---|---|---|---|----------|---|---|

**Jahresperformance**

|      |         |
|------|---------|
| 2025 | +20,91% |
| 2024 | +13,29% |
| 2023 | +6,62%  |
| 2022 | -23,65% |
| 2021 | +2,79%  |

Performanceergebnisse der Vergangenheit lassen keine Rückschlüsse auf die künftige Entwicklung zu.

| Stammdaten                 |  | Konditionen   |       | Sonstige Kennzahlen      |          |
|----------------------------|--|---|-------|--------------------------|----------|
| Fondart                    | Einzelfond                                       | Ausgabeaufschlag  | 5,00% | Mindestveranlagung       | EUR 0,00 |
| Kategorie                  | Aktien   | Managementgebühr  | 0,77% | Sparplan                 | Nein     |
| Fondsunterkategorie        | Branchenmix                                      | Depotgebühr   | -     | UCITS / OGAW             | Ja       |
| Ursprungsland              | Irland   | Tilgungsgebühr  | 0,00% | Gewinnbeteiligung        | 0,00%    |
| Tranchenvolumen            | (06.07.2026) EUR 188393,610                      | Sonstige lfd. Kosten (02.07.2025)                                 | 0,89% | Umschichtgebühr          | 5,00%    |
| Gesamt-Fondsvolumen        | (06.07.2026) EUR 3,48 Mio.                       | Transaktionskosten  | 0,05% | <b>Fondsgesellschaft</b> |          |
| Auflegedatum               | 28.12.2017                                       | Waystone M.Co.(IE)  |       |                          |          |
| KESSt-Meldefonds           | Ja   | 35 Shelbourne Road, Ballsbridge, D04 A4E0, Dublin                 |       |                          |          |
| Beginn des Geschäftsjahres | 01.01.   | Irland  |       |                          |          |
| Nachhaltigkeitsfondsart    | -  | <a href="https://www.waystone.com/">https://www.waystone.com/</a> |       |                          |          |
| Fondsmanager               | Sharukh Malik<br>, Edmund Harriss, Mark Hammonds |   |       |                          |          |
| Thema                      | -  |   |       |                          |          |

| Performance                    | 1M     | 6M      | YTD     | 1J      | 2J      | 3J      | 5J      | seit Beginn |
|--------------------------------|--------|---------|---------|---------|---------|---------|---------|-------------|
| Performance                    | +2,35% | +7,03%  | +11,00% | +22,58% | +44,06% | +53,63% | +20,56% | -90,18%     |
| Performance p.a.               | -      | -       | -       | +22,64% | +20,09% | +15,37% | +3,81%  | -10,39%     |
| Performance p.a. nach max. AGA | -      | -       | -       | +16,74% | +17,13% | +13,53% | +2,80%  | -10,59%     |
| Sharpe Ratio                   | 1,51   | 0,69    | 1,13    | 1,32    | 1,04    | 0,80    | 0,08    | -0,55       |
| Volatilität                    | 21,84% | 17,99%  | 17,98%  | 15,40%  | 17,13%  | 16,29%  | 17,84%  | 23,20%      |
| Schlechtester Monat            | -      | -7,40%  | -7,40%  | -7,40%  | -7,40%  | -7,40%  | -13,54% | -94,05%     |
| Bester Monat                   | -      | +12,22% | +12,22% | +12,22% | +12,33% | +12,33% | +20,18% | +20,18%     |
| Maximaler Verlust              | -5,26% | -9,25%  | -9,25%  | -9,25%  | -18,10% | -18,10% | -39,29% | -96,10%     |

**Vertriebszulassung**

Österreich;

1. Wichtiger Hinweis zum Aktualisierungsstand: Das angegebene Datum bezieht sich ausschließlich auf die Berechnung des NAV.

RISIKOHINWEISE: Die Informationen auf dieser Seite dienen ausschließlich zu Informationszwecken und sollten weder als Verkaufsangebot noch als Aufforderung zum Kauf des Wertpapiers oder einer Empfehlung zugunsten des Wertpapiers verstanden werden. Die baha GmbH und die BAWAG P.S.K. Bank für Arbeit und Wirtschaft und Österreichische Postsparkasse Aktiengesellschaft übernehmen trotz sorgfältigster Recherche keinerlei Haftung für die Richtigkeit der angegebenen Daten.  
Factsheet erstellt von: www.baha.com am 07.07.2026 18:47

# Guinness Best of Asia Fund Y USD Acc / IE00BF2VG076 / A406NJ / Waystone M.Co.(IE)

## Investmentstrategie

The fund invests in the shares of a range of companies doing business in Asia. The fund invests in equity and equity related securities of companies that are either primarily traded on market exchanges in the Asia Pacific Region including Japan (the "Region") or that derive at least 50% of their revenues from business activities in that Region, but which may be listed and traded on other Recognised Exchanges. Under normal market conditions the fund intends to invest in between 25 and 75 stocks. The fund may invest in securities of companies with a wide range of market capitalizations and in companies domiciled throughout the world, including companies domiciled in or traded on markets in the Region. It is considered to be actively managed in reference to the MSCI AC Pacific Ex Japan Index (the "Benchmark") by virtue of the fact that it uses the Benchmark solely for performance comparison purposes.

## Fondsspezifische Informationen

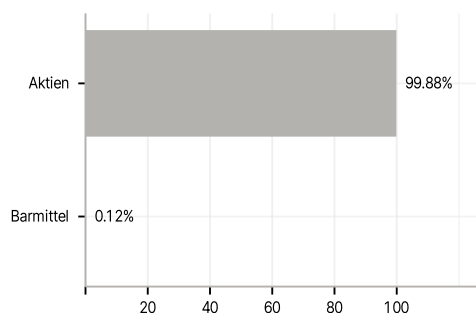
Die Fondsbestimmungen des Guinness Best of Asia Fund Y USD Acc wurden durch die FMA bewilligt. Der Guinness Best of Asia Fund Y USD Acc kann mehr als 35 % des Fondsvermögens in Wertpapiere/Geldmarktinstrumente folgender Emittenten investieren: by any Member State, its local authorities, non-Member States or public international body of which one or more Member States are members. OECD Governments (provided the relevant issues are investment grade), Government of the People's Republic of China, Government of Brazil (provided the issues are of investment grade), Government of India (provided the issues are of investment grade), Government of Singapore, European Investment Bank, European Bank for Reconstruction and Development, International Finance Corporation, International Monetary Fund, Euratom, The Asian Development Bank, European Central Bank, Council of Europe, Eurofima, African Development Bank, International Bank for Reconstruction and Development (The World Bank), The Inter-American Development Bank, European Union, Federal National Mortgage Association (Fannie Mae), Federal Home Loan Mortgage Corporation (Freddie Mac), Government National Mortgage Association (Ginnie Mae), Student Loan Marketing Association (Sallie Mae), Federal Home Loan Bank, Federal Farm Credit Bank, Tennessee Valley Authority, Straight-A Funding LLC..

## Investmentziel

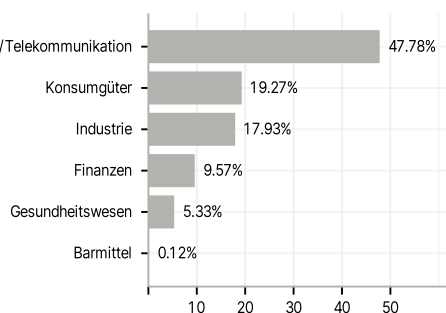
The fund aims to increase the value of the amount you invest in it over a period of years.

## Veranlagungsstruktur

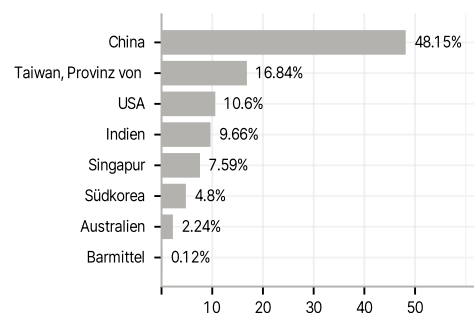
### Anlagearten



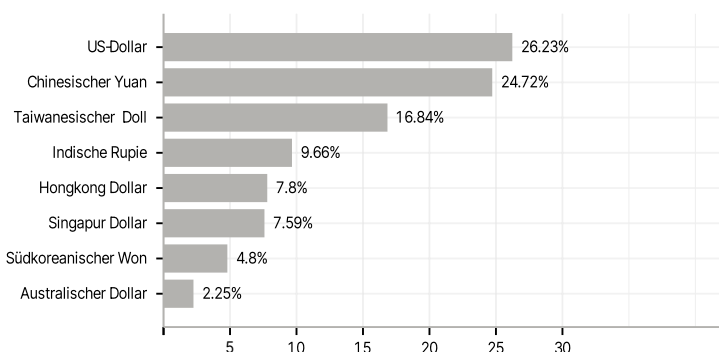
### Branchen



### Länder



### Währungen



### Größte Positionen

