

Liontrust GF PAN-European Dynamic Fund A10 Acc EUR / IE000U7N7YE2 / A401RB / FundRock M. Co. IE

Aktuell 06.07.2026¹	Region	Branche	Ausschüttungsart	Typ
14,04 EUR	Europa	enmix	thesaurierend	Aktienfonds



Risikokennzahlen							
SRI	1	2	3	4	5	6	7

Jahresperformance	
2025	+20,14%

Performanceergebnisse der Vergangenheit lassen keine Rückschlüsse auf die künftige Entwicklung zu.

Stammdaten		Konditionen		Sonstige Kennzahlen	
Fondart	Einzelfond	Ausgabeaufschlag	0,00%	Mindestveranlagung	EUR 5.000.000,00
Kategorie	Aktien	Managementgebühr	0,37%	Sparplan	Nein
Fondsunterkategorie	Branchenmix	Depotgebühr	-	UCITS / OGAW	Ja
Ursprungsland	Irland	Tilgungsgebühr	0,00%	Gewinnbeteiligung	0,00%
Tranchenvolumen	(06.07.2026) EUR 105,63 Mio.	Sonstige lfd. Kosten (08.04.2026)	0,49%	Umschichtgebühr	-
Gesamt-Fondsvolumen	-	Transaktionskosten	0,09%	Fondsgesellschaft	
Auflegedatum	27.02.2024	FundRock M. Co. IE			
KESSt-Meldefonds	Ja	8/34 Percy Place, Dublin 4, D04 P5K3, Dublin			
Beginn des Geschäftsjahres	01.01.	Irland			
Nachhaltigkeitsfondsart	-	www.fundrock.com			
Fondsmanager	James Inglis-Jones Samantha Gleave				
Thema	-				

Performance	1M	6M	YTD	1J	2J	3J	5J	seit Beginn
Performance	+2,14%	+9,94%	+12,17%	+23,34%	+35,63%	-	-	+40,24%
Performance p.a.	-	-	-	+23,41%	+16,51%	-	-	+15,69%
Performance p.a. nach max. AGA	-	-	-	+23,34%	+16,46%	-	-	+15,65%
Sharpe Ratio	2,18	1,20	1,48	1,61	0,95	-	-	0,92
Volatilität	13,47%	15,62%	15,45%	13,07%	14,98%	-	-	14,48%
Schlechtester Monat	-	-6,13%	-6,13%	-6,13%	-6,13%	-6,13%	-	-6,13%
Bester Monat	-	+6,70%	+6,70%	+6,70%	+6,70%	+6,70%	-	+6,70%
Maximaler Verlust	-2,28%	-7,72%	-7,72%	-7,72%	-17,81%	-	-	-17,81%

Vertriebszulassung
Österreich, Deutschland, Schweiz;

1. Wichtiger Hinweis zum Aktualisierungsstand: Das angegebene Datum bezieht sich ausschließlich auf die Berechnung des NAV.

Liontrust GF PAN-European Dynamic Fund A10 Acc EUR / IE000U7N7YE2 / A401RB / FundRock M. Co. IE

Investmentstrategie

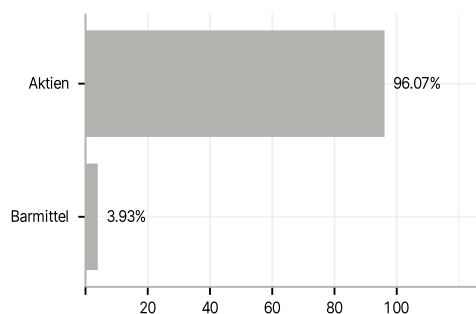
The Fund will not be restricted in its choice of investment by either size or sector. The Fund is considered to be actively managed in reference to MSCI Europe Index (the "Benchmark") by virtue of the fact that it uses the Benchmark for performance comparison purposes and for certain Performance Fee Share Classes, to calculate performance fees. The Benchmark is not used to define the portfolio composition of the Fund and the Fund may be wholly invested in securities which are not constituents of the Benchmarks. The Fund is not expected to have any exposure to financial derivative instruments in normal circumstances, but the Investment Adviser may on occasion, where it deems it appropriate in seeking to achieve the investment objective of the Fund, use financial derivative instruments listed on a recognised exchange or traded on an organised market or financial derivative instruments traded over-the-counter for investment purposes, efficient portfolio management, and hedging purposes. In addition, the Fund may invest in exchange traded funds and other eligible open-ended collective investment schemes. No more than 10% of the net assets of the Fund will be invested in aggregate in open-ended collective investment schemes. The Fund may invest in closed-ended funds that qualify as transferable securities. Investment in closed-ended funds is not expected to comprise a significant portion of the Fund's net assets and will not typically exceed 10% of net assets.

Investmentziel

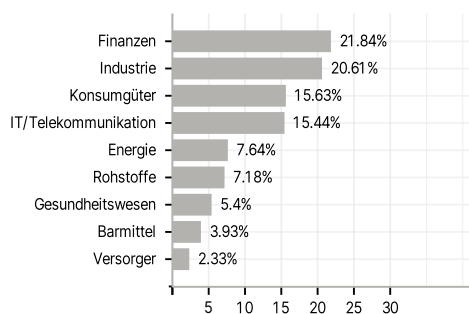
The investment objective of the Fund is to achieve capital growth over the long-term by predominantly investing in a portfolio of European equities. The investment objective of the Fund is to achieve capital growth over the long-term by predominantly investing in a portfolio of European equities. The Investment Adviser will seek to achieve the investment objective of the Fund through investment of at least 80% of the Fund's Net Asset Value in companies which are incorporated, domiciled, listed or conduct significant business in Europe (the EEA, Switzerland and the UK).

Veranlagungsstruktur

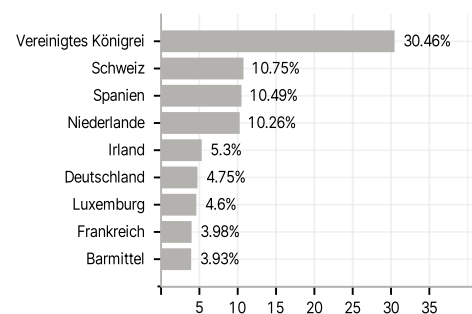
Anlagearten



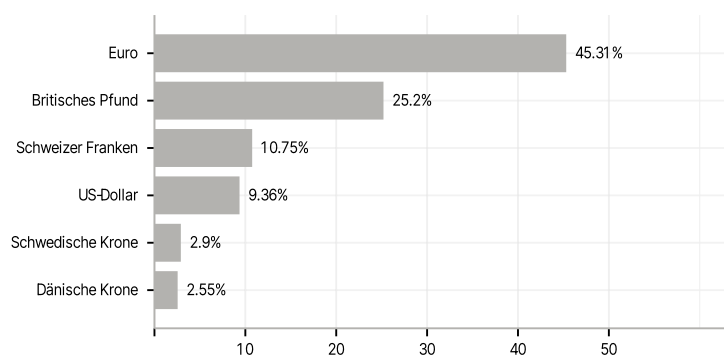
Branchen



Länder



Währungen



Größte Positionen

