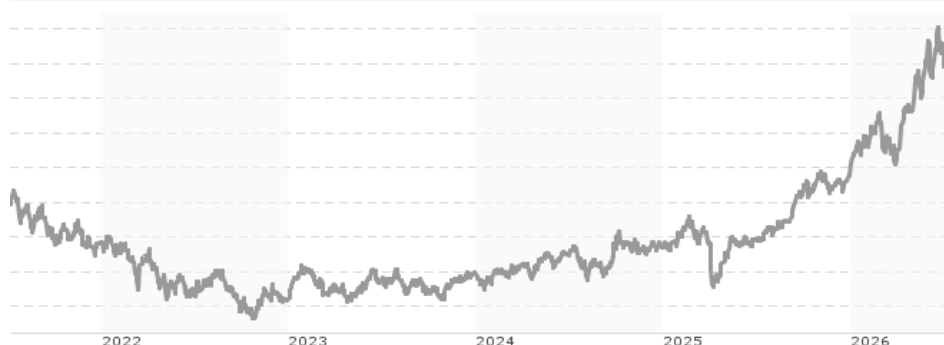


Fisher Investments Institutional Emerging Markets Responsible Equity Fund Euro 2 Class Shares (unhedged) / IE00BKLTVB3...

Aktuell 06.07.2026¹	Region	Branche	Ausschüttungsart	Typ
165,61 EUR	Emerging Markets	enmix	thesaurierend	Aktienfonds


Risikokennzahlen

SRI	1	2	3	4	5	6	7
-----	---	---	---	---	----------	---	---

Jahresperformance

2025	+24,03%
2024	+8,70%
2023	+11,56%
2022	-18,67%
2021	-13,81%

Performanceergebnisse der Vergangenheit lassen keine Rückschlüsse auf die künftige Entwicklung zu.

Stammdaten		Konditionen		Sonstige Kennzahlen	
Fondart	Einzelfond	Ausgabeaufschlag	0,00%	Mindestveranlagung	-
Kategorie	Aktien	Managementgebühr	0,75%	Sparplan	Nein
Fondsunterkategorie	Branchenmix	Depotgebühr	-	UCITS / OGAW	Ja
Ursprungsland	Irland	Tilgungsgebühr	0,00%	Gewinnbeteiligung	0,00%
Tranchenvolumen	(06.07.2026) USD 39,37 Mio.	Sonstige lfd. Kosten (30.05.2025)	1,00%	Umschichtgebühr	-
Gesamt-Fondsvolumen	(06.07.2026) USD 173,09 Mio.	Transaktionskosten	0,70%	Fondsgesellschaft	
Auflagedatum	23.09.2020			Carne Gl. Fd. M.(IE)	
KESSt-Meldefonds	Ja				
Beginn des Geschäftsjahres	01.10.				Irland
Nachhaltigkeitsfondsart	Ethik/Ökologie				https://www.carnegroup.com
Fondsmanager	-				
Thema	-				

Performance	1M	6M	YTD	1J	2J	3J	5J	seit Beginn
Performance	+5,88%	+26,56%	+33,59%	+62,25%	+67,05%	+88,73%	+40,38%	+65,61%
Performance p.a.	-	-	-	+62,47%	+29,34%	+23,56%	+7,02%	+9,11%
Performance p.a. nach max. AGA	-	-	-	+62,25%	+29,25%	+23,58%	+7,02%	+9,10%
Sharpe Ratio	3,28	2,23	2,81	2,80	1,30	1,12	0,23	0,34
Volatilität	33,01%	26,28%	26,26%	21,45%	20,82%	18,91%	20,02%	20,05%
Schlechtester Monat	-	-9,01%	-9,01%	-9,01%	-9,01%	-9,01%	-10,32%	-10,32%
Bester Monat	-	+12,39%	+12,39%	+12,39%	+12,39%	+12,39%	+14,30%	+14,30%
Maximaler Verlust	-7,45%	-11,88%	-11,88%	-11,88%	-21,19%	-21,19%	-35,70%	-44,83%

Vertriebszulassung

Österreich, Deutschland, Schweiz;

1. Wichtiger Hinweis zum Aktualisierungsstand: Das angegebene Datum bezieht sich ausschließlich auf die Berechnung des NAV.

RISIKOHINWEISE: Die Informationen auf dieser Seite dienen ausschließlich zu Informationszwecken und sollten weder als Verkaufsangebot noch als Aufforderung zum Kauf des Wertpapiers oder einer Empfehlung zugunsten des Wertpapiers verstanden werden. Die baha GmbH und die BAWAG P.S.K. Bank für Arbeit und Wirtschaft und Österreichische Postsparkasse Aktiengesellschaft übernehmen trotz sorgfältigster Recherche keinerlei Haftung für die Richtigkeit der angegebenen Daten.
 Factsheet erstellt von: www.baha.com am 08.07.2026 06:34

Fisher Investments Institutional Emerging Markets Responsible Equity Fund Euro 2 Class Shares (unhedged) / IE00BKLTVB3...

Investmentstrategie

The Fund invests: Primarily in equities and equity-related securities of, or linked to, issuers that are included in the country indices represented within the Benchmark. May invest up to 20% of its total assets in equities and equity-related securities of, or linked to, issuers located in countries not represented within the Benchmark. The equities and equity-related securities in which the Fund may invest will generally be listed on recognised exchanges in OECD or EEA (European Economic Area) countries. The Fund may invest up to 10% of its NAV in equities that are listed on equivalent exchanges (so long as such securities are listed on an exchange in an OECD or EEA country).

Fondsspezifische Informationen

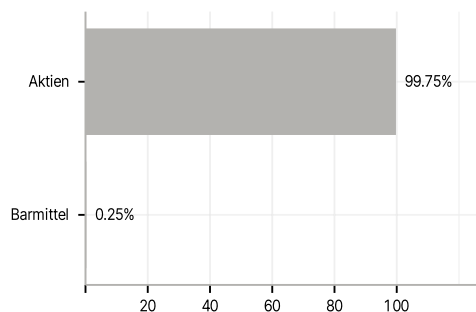
Im Rahmen der Anlagestrategie kann in wesentlichem Umfang in Derivate investiert werden. Die Fondsbestimmungen des Fisher Investments Institutional Emerging Markets Responsible Equity Fund Euro 2 Class Shares (unhedged) wurden durch die FMA bewilligt. Der Fisher Investments Institutional Emerging Markets Responsible Equity Fund Euro 2 Class Shares (unhedged) kann mehr als 35 % des Fondsvermögens in Wertpapiere/Geldmarktinstrumente folgender Emittenten investieren: by any EU Member State, its local authorities, Non-Member States or public international bodies of which one or more EU Member States are members or by Australia, Canada, Hong Kong, Japan, New Zealand, Switzerland, United States or any of the following: European Investment Bank, European Bank for Reconstruction and Development International Finance Corporation, International Monetary Fund Euratom, The Asian Development Bank European Central Bank Council of Europe, Eurofima African Development Bank, International Bank for Reconstruction and Development (The World Bank) The Inter American Development Bank, European Union, Federal National Mortgage Association (Fannie Mae) Federal Home Loan Mortgage Corporation (Freddie Mac) Government National Mortgage Association (Ginnie Mae), Student Loan Marketing Association (Sallie Mae), Federal Home Loan Bank Federal Farm Credit Bank Tennessee Valley Authority Straight- A Funding LLC, OECD Governments (provided the relevant issues are investment grade) Government of Brazil (provided the issues are of investment grade) Government of the People's Republic of China, Government of India (provided the issues are of investment grade) Government of Singapore.

Investmentziel

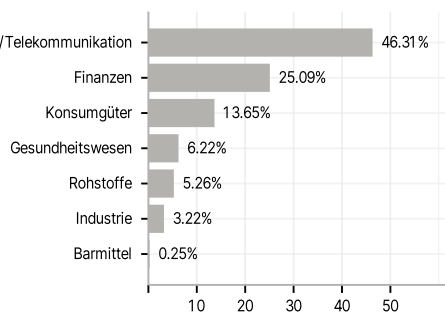
The investment objective of this actively managed Fund is to outperform the MSCI Emerging Markets ex Fossil Fuels Index (the "Benchmark") while balancing the aim of qualitatively and quantitatively maintaining greater exposure to the United Nations Sustainable Development Goals (the "SDG") than the Benchmark. There is no guarantee the investment objective will be achieved. The Fund is actively managed by the Investment Manager, meaning that investment decisions are made on a fully discretionary basis. Accordingly, the portfolio holdings may deviate from the Benchmark. This deviation may be material.

Veranlagungsstruktur

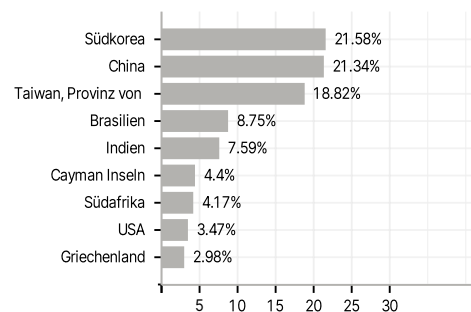
Anlagearten



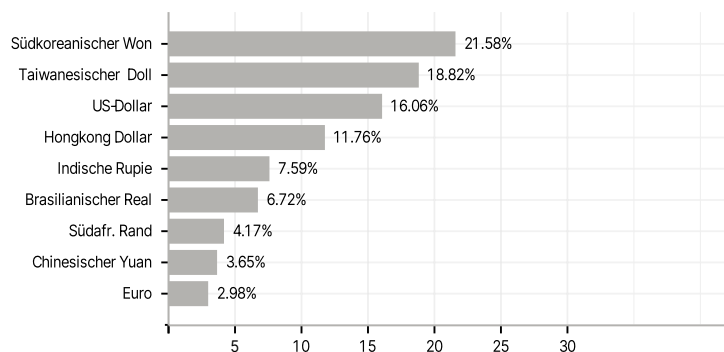
Branchen



Länder



Währungen



Größte Positionen

